

Vignette® Modern Roman Shades

THE VIGNETTE ADVANTAGE

The Vignette® advantage provides enhanced child safety with no exposed cords on the back of the shade and a smooth, uniform appearance from both inside and outside the home.

New Tiered™ Lifting Systems and Options

- Tiered with UltraGlide® retractable cord system.
- Tiered with EasyRise™ Top-Down/Bottom-Up shades operate from the top-down, bottom-up or both.
- Two-On-One Headrail design option is available with both EasyRise and LiteRise® lifting systems.

New Specialty Shapes

Vignette shades now offer an even wider range of specialty shapes.

- Inside (IB) mount only.
- All specialty shapes are stationary. Shades remain lowered and are non-operable.
- Available in all fabrics, styles and fold sizes.
- Template-free ordering is available for the specialty shapes pictured on the back page.
- Arches and angles are also available.

New PowerRise® 2.0 with Platinum™ Technology


- Quieter and smoother operation.
- Improved functionality.
- Platinum remote control.

New Magnetic Hold-Down Brackets


- Perfect for French door applications.

Why Vignette Modern Roman Shades?


- Accents by the Yard™ cut yardage.
- Counterparts® Refined program with Luminette® Privacy Sheers.
- Hunter Douglas Lifetime Guarantee.




Circle




Octagon




Oval



Hexagon



Trapezoid



Perfect And Imperfect Quarter Circle

HunterDouglas


New Specialty Shapes

THE VIGNETTE® ADVANTAGE

The New Standard in Roman Shades

Vignette® Modern Roman Shades are uniquely designed with no exposed cords on the back of any Vignette shade.


Vignette
Modern
Roman
Shades



Smooth,
Uniform
Appearance

No Exposed
Cords

UltraGlide®
Retractable
Lift Cord



Typical
Roman
Shades



Irregular,
Cluttered
Appearance

Exposed
Cords

Dangling
Lift Cords



Innovative Lifting Systems for Added Safety and Ease of Use



LiteRise® — cordless push-up/pull-down operation.



UltraGlide — cord returns to a consistent length after raising or lowering shade.



PowerRise® 2.0 — remote control cordless operation raises and lowers shade.

VIGNETTE® TIERED™ DESIGN OPTION

Why Choose Vignette® Tiered™ Modern Roman Shades?

The Vignette Tiered design option allows your customers to choose the classic look of a stacked Roman shade with the advantages of Vignette Modern Roman Shades. When raised, the shade stacks neatly at the top of the window. When lowered, the soft contoured folds add beauty to any room.

- **NEW!** Tiered with UltraGlide® retractable cord system can be ordered in widths up to 94" and heights up to 102".
- **NEW!** Tiered with EasyRise™ Top-Down/Bottom-Up shades operate from the top-down, bottom-up or both. In widths up to 94" and heights up to 102".
- **NEW!** Two-On-One Headrail design option is available with both EasyRise and LiteRise® lifting systems. Maximum overall widths up to 140"; maximum panel widths up to 94" and heights up to 102".
- The LiteRise cordless lifting system is available exclusively with the Tiered design option in widths and heights up to 84".
- Tiered with EasyRise continuous cord loop system is offered in widths up to 94" and heights up to 102".




The low-profile headrail requires less mounting depth and a tighter fit when inside mounted — ideal for shallow windows and French doors.

Tiered OPERATING SYSTEMS

• *New* •

*Tiered with
Two-On-One Headrail*

Two shades share one headrail but operate independently.



• *New* •

*Tiered with EasyRise
Top-Down/Bottom-Up*


Operates from the top-down, bottom-up or both.



• *New* •

*Tiered with
UltraGlide*

Single, retractable cord operation.




*Tiered with
EasyRise*

Continuous cord loop operation.



*Tiered with
LiteRise*

Cordless lifting system.



Vignette® Modern Roman Shades

SPECIFICATIONS

Please refer to the Hunter Douglas *Full-Line Reference Guide* for complete size minimums and maximums, mounting requirements, finished dimensions, measuring instructions and ordering notes information.

FOLD SIZES AND STYLES

- Traditional™ and Tiered™ 3" and 4" contoured folds (Grasslands Collection Traditional 4" only)
- Tailored™ 6" flat folds

CARE AND CLEANING

Detailed cleaning instructions are included with every Vignette® shade. Refer to the Hunter Douglas Full-Line Reference Guide for complete cleaning procedures and exclusions.

- Dust with feather duster or low suction hand-held vacuum.
- Use compressed air or hair dryer (cool setting) to blow dust off shades.
- Spot-clean using a mild detergent solution; blot the fabric gently, do not rub.
- Steam the face fabric from the bottom to the top; be careful not to saturate the fabric with steam.
- For more thorough cleaning, professionally clean using injection/extraction (dry method only) or ultrasonic cleaning. Do not immerse or professionally clean the fabric-covered headrail, bottom rail or plastic support on arches.

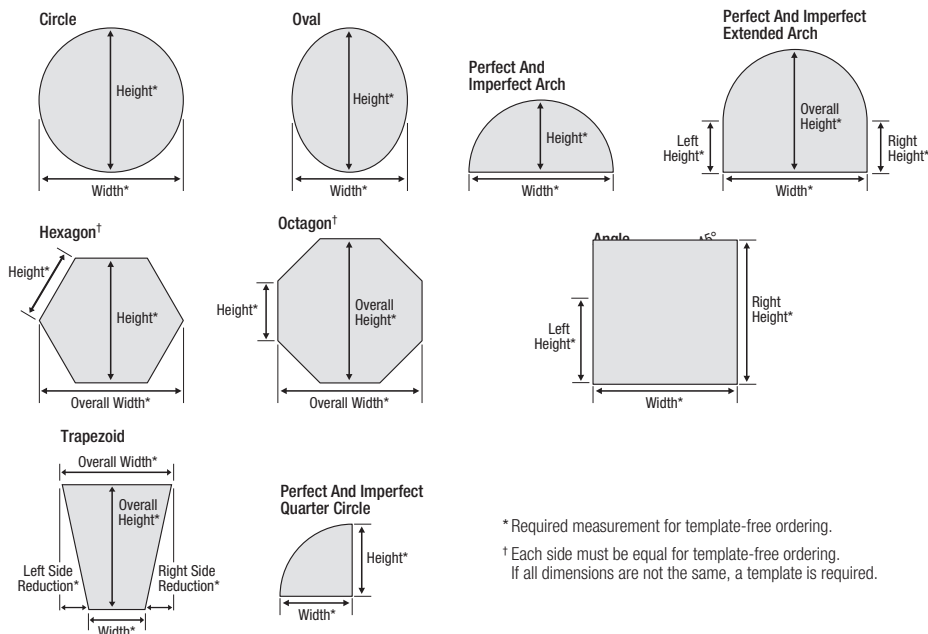
ENERGY EFFICIENCY

R-value measured with low-e double glazing; solar heat gain coefficient measured with standard double glazing.

- R-Value
 - Translucent and semi-sheer: 4.39
 - EveScape room darkening: 4.53
 - Tiered LiteRise and specialty shapes: 4.81
- Solar heat gain coefficient: 0.28
- Ultraviolet ray blockage: 99%

LIFETIME GUARANTEE

The Hunter Douglas Lifetime Guarantee is an expression of our desire to provide a thoroughly satisfying experience for your customers when selecting, purchasing and living with Hunter Douglas window fashion products. If customers are not completely satisfied, they may contact you or call Hunter Douglas at 1-888-501-8364.



* Required measurement for template-free ordering.

† Each side must be equal for template-free ordering. If all dimensions are not the same, a template is required.

OPERATING SYSTEMS	UltraGlide®	EasyRise™	EasyRise Two-On-One Headrail	Multi-Panel	UltraGlide Top-Down/Bottom-Up	EasyRise Top-Down/Bottom-Up	LiteRise®	LiteRise Two-On-One Headrail	Specialty Shapes	PowerRise® 2.0 with Platinum™ Technology
Standard Traditional	•	•	•	•	•	•			•	•
Standard Tailored	•	•	•						•	•
Standard Tiered	•	•	•			•	•	•		
EveScape™ Traditional	•	•	•	•					•	•
EveScape Tailored	•	•	•						•	•

MOUNTING REQUIREMENTS	Minimum Inside Mounting Depth	Minimum Fully Recessed Mounting Depth	Minimum Outside Mount Flat Mounting Surface	Recommended Outside Mount Overlap Per Side	Recommended Outside Mount Top Overlap	Minimum End Mounting Depth	Headrail Depth	Headrail Height
Rectangular Standard	1"	3 ⁷ / ₈ "	1"	4"	3 ¹ / ₄ "	1 ¹ / ₂ "	3 ¹³ / ₁₆ "	3 ³ / ₁₆ "
Rectangular Tiered	7 ⁷ / ₈ "**	2 ¹ / ₂ " (3" fold) 2 ³ / ₄ " (4" fold)	1"	4"	2"	2 ¹ / ₂ " (3" fold) 2 ³ / ₄ " (4" fold)	1 ⁷ / ₈ "	1 ³ / ₈ "
Angles	1 ⁵ / ₈ "	2 ⁷ / ₈ "	NA	NA	NA	NA	NA	NA
All Other Specialty Shapes	1"	2 ⁷ / ₈ "	NA	NA	NA	NA	NA	NA

**Add 3/4" for rear fabric fold clearance.



3 DENVER AREA SHOWROOMS:

Boulder Louisville Centennial
1672 30th St. 667 S. Pierce Ave. 7255 S. Havana

SHOP AT HOME SERVICE: 303.665.1305

Castle Rock-Fort Collins • Summit County • Vail • Aspen

www.innovativeopenings.com