

Luminette® Modern Draperies

EXPERIENCE INSTANT DRAMA

Luminette® Modern Draperies instantly create drama in a room with the refined, elegant look of beautifully consistent contoured fabric. Modern Draperies feature easy operation, either manual or motorized; simple, convenient selection and ordering; and delivery in weeks, not months. A big improvement over traditional custom draperies, Luminette Modern Draperies offer significant new sales opportunities to Hunter Douglas dealers.


- New offset stack configuration allows two drapery side panels to frame a fully functional side stack sheer; available on the Full Panel design option only.
- New optional Modern Draperies liner offers neutral streetside appearance; available on the Full Panel design option only.
- Two woven fabrics are available in ten colors each.
- Satinee fabric offers the look, texture and tradition of satin fabrics and coordinates closely with Vignette® Modern Roman Shades Satin Weave fabrics.
- Shantung fabric features a faux-silk texture and is a near-perfect match with the Vignette Shantung fabric style.
- Both fabrics come with 3½" room-darkening vanes and are available in Full Panel or Dual Panel design options.
- Full Panel draperies dramatically cover wide expanses with Satinee or Shantung fabric; the draperies traverse only (vanes do not tilt).
- Dual Panel option combines Luminette Privacy Sheers with Modern Draperies; draperies serve as tilt-only side panels that frame a fully functional Luminette sheer.
- Choose between Combination Wand/Cord or Traveling Wand™ manual operating systems.
- PowerGlide® 2.0 with Platinum™ Technology and Motorization systems.
- Matching Accents by the Yard™ cut yardage is available in extra-wide widths of 123".
- Hunter Douglas Lifetime Guarantee.



Luminette Modern Draperies dramatically span expanses with beautifully consistent contoured columns of fabric. Above, drapery panels in Satinee Beige Incense frame Luminette sheers in Angelica Ivory Veil.

HunterDouglas

Transform Rooms with Luminous Luxury



Dual Panel Modern Draperies make a powerful design statement that instantly creates drama in the room. Above, drapery panels in Satinee Golden Fern frame Luminette® sheers in Angelica Ivory Veil.

Choose from five hardware color options: Mica, Mushroom Sparkle, Oro, Umber, or White Diamond. Hardware shown above is Mushroom Sparkle.

Instant Drama



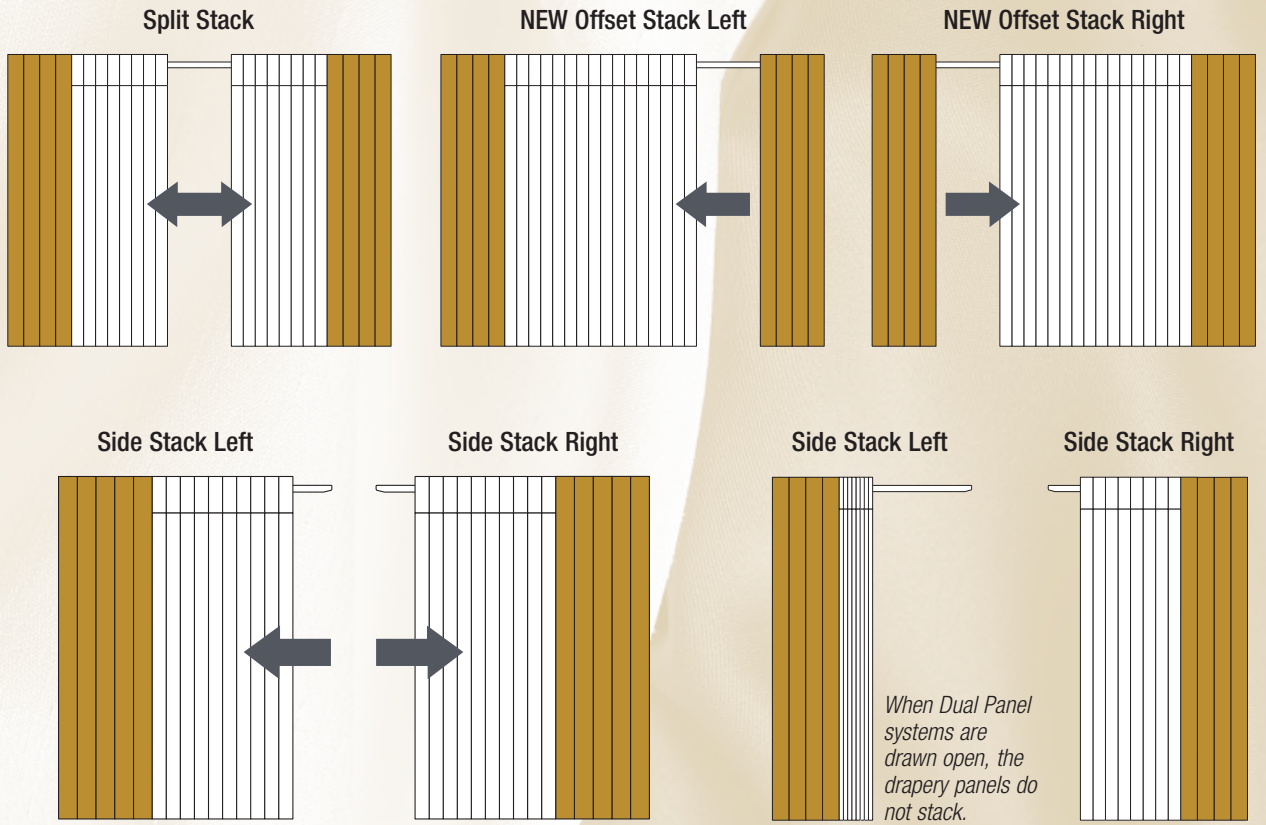
In Shantung fabric's bold Dynasty color, Luminette® Modern Draperies add "instant drama" to this bedroom. The ceiling-to-floor split stack design is a dominant element in the look of the room, and when open sends a hard-to-resist invitation to enjoy the outside view.

Now available, an optional liner for the Modern Draperies Full Panel design option. The optional liner offers a neutral streetside appearance and increased ultraviolet protection. It is available in off-white.

Available Application Options

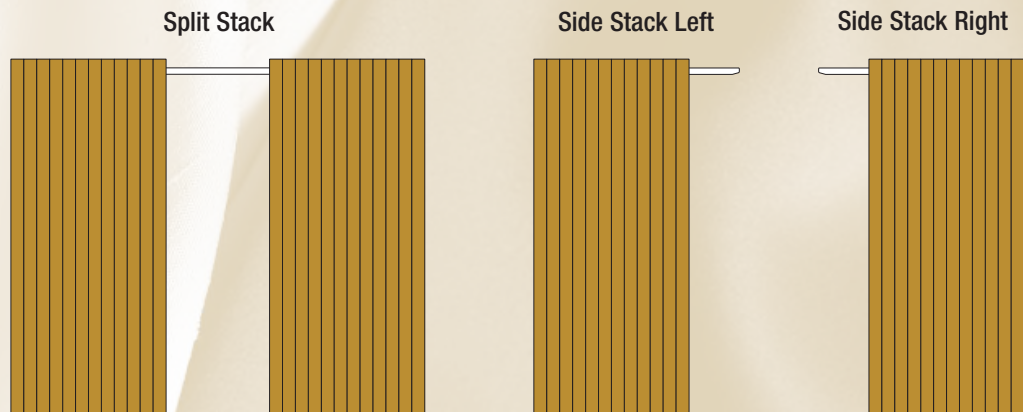
DUAL PANEL

Sheer portion tilts and traverses; drapery panels are tilt-only.



FULL PANEL

Drapery panels traverse only; vanes do not tilt.



New! Dual Panel Offset Stack Design Option



The new Dual Panel offset stack design option for Luminette Modern Draperies allows two drapery side panels to frame a fully functional side stack sheer. Ideal for sliding glass doors. Above, drapery panels in Shantung Xian Clay frame Luminette sheers in Linéa Whisper White.

Now combine Shantung or Satinee drapery fabrics with any Privacy Sheers fabric in either translucent or room darkening!

COUNTERPARTS® REFINED



Counterparts Refined enables you to offer your customers The Whole House Solution™. Sell Luminette Modern Draperies for wide window expanses and patio doors, and then specify the coordinating Vignette fabrics for Roman shades in the other windows throughout the rest of the home.

At left, Shantung fabric in Ginger Jar beautifully coordinates the Luminette draperies and Vignette shade in this casual dining area. The throw pillows and window seat are covered with Accents by the Yard™ fabrics to further unify the room design.

Luminette® Modern Draperies

APPLICATIONS

- Full Panel or Dual Panel design options
- Split, side or offset stack design options

FABRICS

- Satinee (MD1) in 10 colors
- Shantung (MD2) in 10 colors
- Liner (MD99) in off-white

OPERATING SYSTEMS

- Combination Wand/Cord
- Traveling Wand™
- PowerGlide® 2.0 with Platinum™ Technology
- Motorization

FULL PANEL SIZE STANDARDS

- Minimum ordered width: 12" except
— Motorized split stack: 18"
- Maximum ordered width: 192" except
— Satinee Traveling Wand: 120"
— Shantung Traveling Wand: 120"
- Maximum ordered width, end mount: 36"
(Combination Wand/Cord only)
- Minimum ordered height: 24"
- Maximum ordered height: 120" except
— Traveling Wand: 100"

Notes:

- Two side stack sheers may be mounted side-by-side to achieve widths up to 384".
- Traveling Wand available as side stack outside mount only.

DUAL PANEL SIZE STANDARDS

- Minimum ordered width, split stack
— Manual: 66¾"
— Motorized: 64½"
- Minimum ordered width, side stack
— Manual: 33⅜"
— Motorized: 32¼"
- Minimum ordered width, offset stack
— Manual: 66¾"
— Motorized: 64½"
- Maximum ordered width: 192"
- Minimum ordered height: 24"
- Maximum ordered height: 120"

Notes:

- See Reference Guide for width specifications of drapery panel(s) and sheer portion.
- Two side stack sheers may be mounted side-by-side to achieve widths up to 384".
- Traveling Wand available as side stack outside mount only.

MOUNTING REQUIREMENTS

Inside (IB) Mount

- Minimum casement depth: 1"
- Minimum casement depth, fully recessed: 6¼"

Outside (OB) Mount

- Minimum mounting surface height: 1½"
- Minimum mounting surface height, extension bracket: 1⅜"
- Recommended top (header) overlap: 5"
- Recommended overlap per side (and bottom overlap when product does not hang to floor): 5"
- Recommended bottom clearance when product hangs to floor: ½" (deduct before ordering)
- Projection when stacked: 6¼"

End (EB) Mount

- Minimum mounting surface depth: 1¼"

Notes:

- Ceiling (CB) mount is considered to be the same as inside (IB) mount.
- For a completely uncovered window, see stackback charts in Reference Guide.
- PowerGlide 2.0, Traveling Wand and Dual Panel draperies are not available as end (EB) mounts.

MEASURING INSTRUCTIONS

Round all measurements down to the nearest ⅛".

Full Panel Inside (IB) and End (EB) Mount

- Measure the width at the top of the window or door opening.
- Measure the height at the left, center and right of the opening; order the shortest measurement.
- Measure the diagonals. If the measurements differ by more than ½", an outside mount is recommended.

Full Panel Outside (OB) Mount

- Measure the desired width, allowing overlaps as recommended under Mounting Requirements. Add width to accommodate for stackback, if desired.
- Measure the desired height, allowing overlap or bottom clearance as recommended under Mounting Requirements.

Full Panel Ceiling (CB) Mount

- If the installation is wall-to-wall and ceiling-to-floor, follow inside (IB) mount procedures.
- If the installation is not wall-to-wall, measure desired width, including overlap, and add ¼" to gain back width deduction. Add width to accommodate for stackback, if desired.
- If the installation is not ceiling-to-floor, measure desired height, including overlap, and add ½" to gain back height deduction.

MEASURING INSTRUCTIONS (continued)

Dual Panel Outside (OB) Mount

- In addition to the overall width measurement, determine the widths of the drapery panel(s) and sheer portion. The total of the individual widths must equal the overall ordered width.
- Drapery panel widths are available in fixed increments only. Refer to the "Drapery Panel Widths" charts in the Reference Guide.
- The recommended 2:1 proportion of sheer to drapery is not required; if necessary, adjust the ratio for the application and customer preference.
- Add width for stackback, if desired.
- Height measuring procedures are the same as they are for Full Panel systems.
- Inside (IB) mount is not recommended for Dual Panel systems.

ORDERING NOTES

- Specify number and name for fabric style and color. If ordering a Dual Panel system, include this information for both the drapery fabric and the sheer fabric.
- Specify mounting style — inside (IB) mount, outside (OB) mount or end (EB) mount.
- Specify hardware color.
- Specify operating system.
- Specify spacer blocks or extension brackets if needed for additional clearance.

PowerGlide 2.0 with Platinum Technology

- Specify number of Platinum remotes; minimum of one is required with each order.
- Specify optional wire length for satellite eye and/or DC power supply, if desired.
- Verify that there is an electrical outlet near each sheer location.
- At least two spacer blocks are required for outside mount PowerGlide sheers for a full return to the wall.

LIFETIME GUARANTEE

- Luminette® Modern Draperies are backed by the Hunter Douglas Lifetime Guarantee, which includes a Lifetime Limited Warranty.
- PowerGlide 2.0 and motorization components are covered for 5 years from the date of purchase.

As with all textile fabrics, colors may vary slightly among different dye lots. Such variances are within accepted industry standards.

In addition, drapery fabrics are subject to some variations in fabric weave. For example, with Shantung fabric, the perpendicular orientation of the vertical and horizontal yarns may be slightly imperfect. These subtle variances fall within textile industry standards and should be considered as normal, acceptable quality. Consumer testing has indicated that these variations do not detract from the product's appeal.



3 DENVER AREA SHOWROOMS:

Boulder Louisville Centennial
1672 30th St. 667 S. Pierce Ave. 7255 S. Havana

SHOP AT HOME SERVICE: 303.665.1305

Castle Rock-Fort Collins • Summit County • Vail • Aspen
www.innovativeopenings.com